











digiLED iMAG SERIES



- 
2.6mm
PIXEL PITCH
- 
3.2mm
PIXEL PITCH
- 
3.9mm
PIXEL PITCH
- 
4.6mm
PIXEL PITCH
- 
5.2mm
PIXEL PITCH
- 
LIGHTWEIGHT
- 
LOW NOISE
- 
WIDEVIEW
- 
HIGH CONTRAST
- 
EASY INSTALLATION

Next generation LED display technology featuring slick mechanics for true front access to all components and a seamless screen surface. Fully integrated remote diagnostics with alerts via email and SMS on all major electronic components. All-black LEDs provide exceptional contrast ratios and truly vivid colours. Silent operation and lightweight design reduces installation costs making the iMAG Series an obvious choice for indoor applications.

MODULE SPECIFICATIONS - digiLED iMAG SERIES

| | | iMAG 2600 | iMAG 3200 | iMAG 3900 | iMAG 4600 | iMAG 5200 |
|------------------------------------|---------------|-----------|-----------|--|-----------|-----------|
| LEDS | | | | | | |
| LEDS Per Pixel | | | | 1R1G1B | | |
| Red Wavelength (Dominant) | nm | | | 620 | | |
| Green Wavelength (Dominant) | nm | | | 520 | | |
| Blue Wavelength (Dominant) | nm | | | 465 | | |
| PIXELS | | | | | | |
| Pixel Configuration | | | | SMD 3-in-1 | | |
| LED Face Colour | | | | Black body | | |
| LEDS Per Area | LED/module | 110,592 | 73,008 | 49,152 | 34,992 | 27,648 |
| Physical Pixel Pitch | mm | 2.604 | 3.205 | 3.906 | 4.63 | 5.208 |
| Physical Pixel Resolution (Width) | pixels/module | 192 | 156 | 128 | 108 | 96 |
| Physical Pixel Resolution (Height) | pixels/module | 192 | 156 | 128 | 108 | 96 |
| Physical Pixel Resolution (Total) | pixels/module | 36,864 | 24,336 | 16,384 | 11,664 | 9,216 |
| Physical Pixels Per Area | pixels/m2 | 147,456 | 97,344 | 65,536 | 46,656 | 36,864 |
| MODULE | | | | | | |
| Standard Active Module Width | mm | | | 500 | | |
| Standard Active Module Height | mm | | | 500 | | |
| Standard Active Module Area | m2 | | | 0.25 | | |
| Module Depth | mm | 95 | 95 | 115 | 115 | 115 |
| Module Weight | kg | 11 | 11 | 9.5 | 9.5 | 9.5 |
| LED Tile Width | mm | | | 250 | | |
| LED Tile Height | mm | | | 250 | | |
| Viewing Angle - Horizontal | degrees | 160 | 160 | 160 | 160 | 140 |
| Viewing Angle - Vertical | degrees | 120 | 110 | 110 | 110 | 110 |
| Ingress Protection | (Front) | | | IP54 | | |
| Ingress Protection | (Back) | | | IP54 | | |
| Surface Finish | | | | Aluminium | | |
| LED Fixings | | | | Front or rear access | | |
| Storage Temperature Range | degree C | | | -10 to +40 | | |
| Operating Temperature Range | degree C | | | -10 to +40 | | |
| Operating Humidity Range | % | | | 10 to 90 Non-condensing | | |
| COLOUR | | | | | | |
| Processing Depth colours | | | | 16bit | | |
| Refresh Rate | Hz | >2,000 | >2,000 | >2,000 | >2,000 | >2,000 |
| LED Driven Scanning | | 1/16 | 1/13 | 1/16 | 1/9 | 1/8 |
| BRIGHTNESS | | | | | | |
| Brightness (After Calibration) | nits | >1,000 | >1,200 | >1,200 | >1,200 | >1,300 |
| Brightness Control | | | | Auto/Manual | | |
| Contrast ratio | | 4,000:1 | 4,000:1 | 4,000:1 | 4,000:1 | 4,000:1 |
| POWER | | | | | | |
| Input Voltage | VAC | | | 110-230 | | |
| Input Power (Average) | watts/m2 | 168 | 168 | 168 | 168 | 144 |
| Input Power (Maximum) | watts/m2 | 560 | 560 | 560 | 560 | 480 |
| OTHER | | | | | | |
| Lifespan | hours | | | >100,000 | | |
| Computer System Type | | | | PC Win7, Vista, XP | | |
| Video Input | | | | DVI, HDMI | | |
| Connection Method | | | | HSYV | | |
| Connectors | | | | USB and RJ45 | | |
| Control System | | | | digiLED Navigator NV | | |
| Remote Diagnostics | | | | Yes (on all major components) (alerts via email/SMS) | | |
| Certification | | | | CE Class A, (TUV), FCC | | |


All specifications are correct at time of print, however they are liable to change and should be confirmed at point of order



digiLED iMAG Module Information



REAR



FRONT

